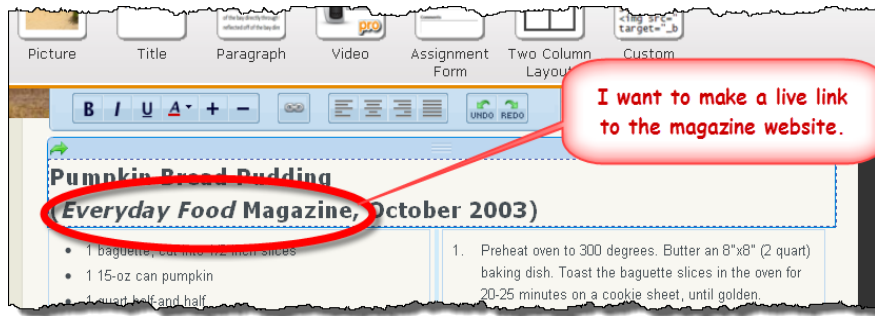
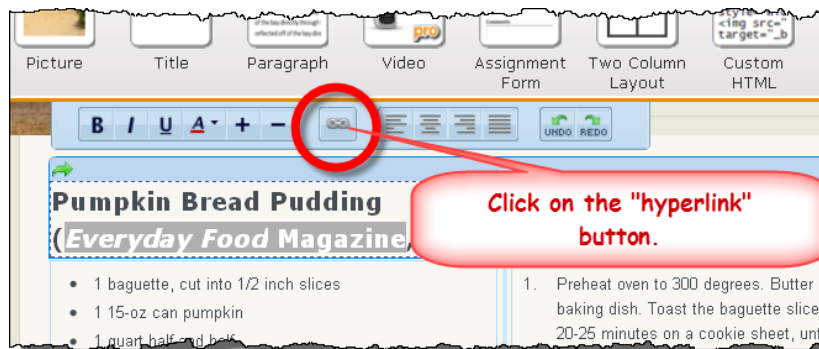


HOW TO CREATE A "HOT LINK" IN WEEBLY

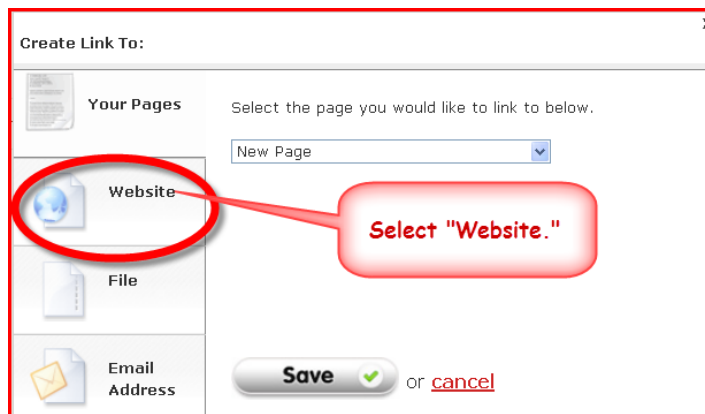
1. Click on the page element where you want to create the link, so that you can edit it:



2. Highlight the desired text, then click the "hyperlink" button:



3. Typically, you will want to create a link to another website (note, however, that you could create a link to one of your own pages in your Weebly website):



4. Add the URL of the website that you want to link to (just below the URL is a box with the words “Open link to a new window” – it’s nice for your reader if you check this box, so that he/she can still have your Weebly site open, even while looking at the new webpage):



5. Click “Save,” and you should now see that you have an active link on your Weebly page!

